

# MIDTOWN NASHVILLE


ZIP CODES INCLUDED: 37204, 37203, 37209, 37212 | SOURCE: U.S. CENSUS BUREAU, 2020 / EMSI 2021 / JOBSEQ 2021



THE RESEARCH CENTER

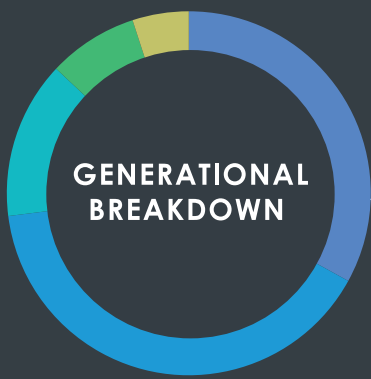
## DEMOGRAPHICS

### COMMUNITY GROWTH

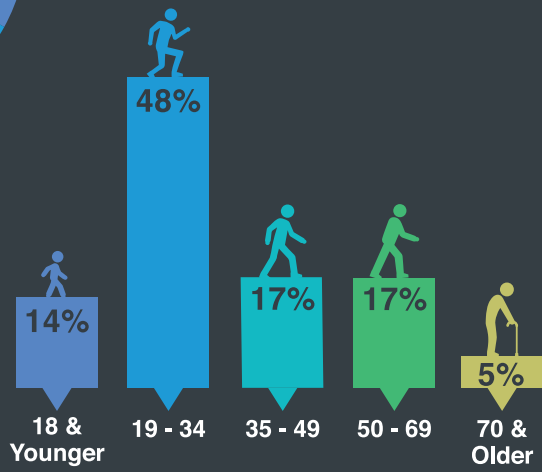


CHAMBER MIDTOWN AREA'S TOTAL POPULATION  
**91,204**

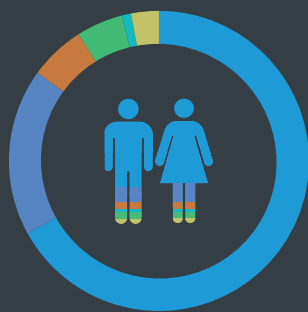
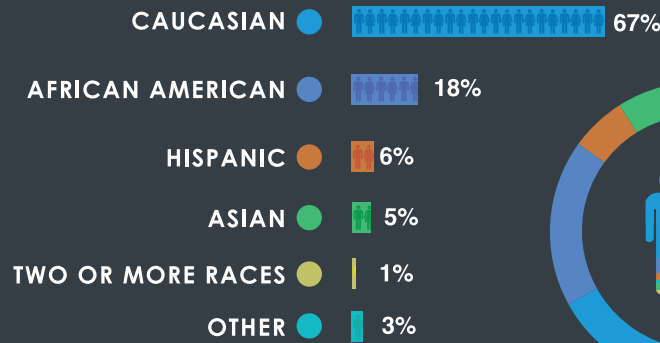
MEDIAN AGE : **30.4**



- GENERATION Z
- MILLENNIALS
- GENERATION X
- BABY BOOMERS
- MATURES



### DIVERSITY BREAKDOWN



### PER CAPITA INCOME

**\$48,852**

FORTY-EIGHT THOUSAND, EIGHT HUNDRED AND FIFTY TWO

## HOUSING

### MEDIAN HOME VALUE

**\$438,750**

2016

**\$666,750**

2021

HOME VALUE INCREASED BY **51.9%**

## WORKFORCE

**56,057**

TOTAL EMPLOYEES

**12,769**

TOTAL BUSINESSES

**88%** ARE SMALL BUSINESSES LESS THAN 50 EMPLOYEES



### LABOR FORCE PARTICIPATION

DAVIDSON COUNTY



**71.9%**

MIDTOWN NASHVILLE



**75.5%**

### UNEMPLOYMENT RATE

**2.8%** MIDTOWN NASHVILLE

**2.9%** DAVIDSON COUNTY

### TOP 3 INDUSTRIES



PROFESSIONAL, SCIENTIFIC, AND TECHNICAL SERVICES



HEALTHCARE



ACCOMMODATION AND FOOD SERVICES



**5,059** PEOPLE WORK AND LIVE IN MIDTOWN NASHVILLE

**177,755**

People **WORK** in Midtown Nashville

**39,529**

People **LIVE** in Midtown Nashville

### TOP 5 EMPLOYERS

HCA HEALTHCARE INC  
TRISTAR CENTENNIAL MEDICAL CTR  
TENNESSEAN  
CATERPILLAR  
HEALTHSTREAM

### LQ\*

**10.1** SOUND ENGINEERING TECHS  
**3.24** MUSICIANS  
**3.13** MUSIC DIRECTORS  
**2.94** BROADCAST ANNOUNCERS & DJS  
**2.4** WRITERS & AUTHORS

**80** MUSIC PUBLISHERS



OVER **10%** OF ALL MUSIC PUBLISHERS IN US

## EDUCATION

### EDUCATION BY POPULATION (25+)

POST SECONDARY EDUCATION



**79.2%**

BACHELOR'S DEGREE OR HIGHER



**51.8%**

INCREASE IN EDUCATION ATTAINMENT BACHELOR'S DEGREE OR HIGHER

2000 : 36.7%  
2020 : 51.8%



INCLINE BY **15%**

QUESTIONS? RESEARCHCENTER@NASHVILLECHAMBER.COM

\*LQ is a measure of how dense a particular industry or occupation compared to the national average