

# WEST NASHVILLE

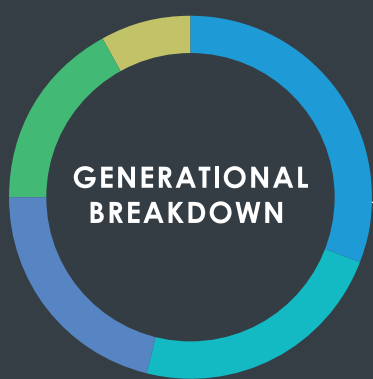
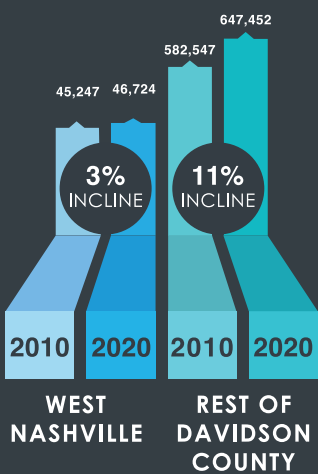
ZIP CODES INCLUDED: 37205 & 37215 | SOURCE: U.S. CENSUS BUREAU, 2020 / EMSI 2021 / JOBSEQ 2021



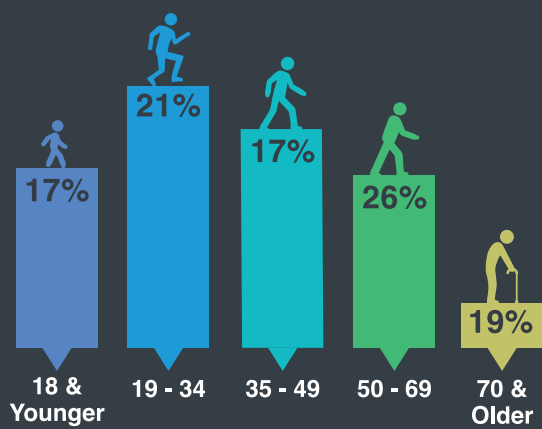
THE RESEARCH CENTER

## DEMOGRAPHICS

### COMMUNITY GROWTH

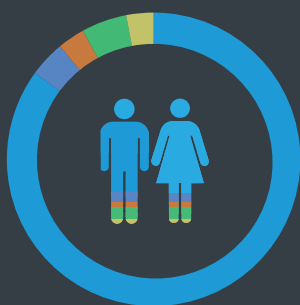
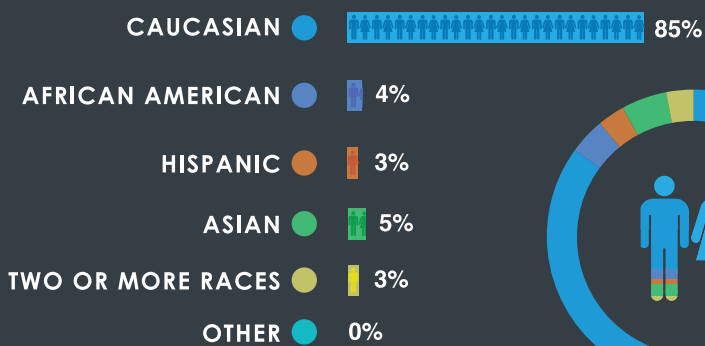


- GENERATION Z
- MILLENNIALS
- GENERATION X
- BABY BOOMERS
- MATURES



MEDIAN AGE : 45.8

### DIVERSITY BREAKDOWN



### PER CAPITA INCOME

**\$84,305**

EIGHTY-FOUR THOUSAND, THREE HUNDRED AND FIVE

## HOUSING

### MEDIAN HOME VALUE

**\$609,500**



2016



**\$963,000**



2021

HOME VALUE INCREASED BY 58%

## WORKFORCE

**34,505**  
TOTAL EMPLOYEES

**4,008**  
TOTAL BUSINESSES



### LABOR FORCE PARTICIPATION



### UNEMPLOYMENT RATE

**1.8%** WEST NASHVILLE    **2.9%** DAVIDSON COUNTY

### TOP 3 INDUSTRIES



**1,377** PEOPLE WORK AND LIVE IN WEST NASHVILLE

**31,315** People **WORK** in West Nashville

**21,979** People **LIVE** in West Nashville

### TOP 5 EMPLOYERS



## EDUCATION

### EDUCATION BY POPULATION (25+)

POST SECONDARY EDUCATION **83.6%**

BACHELOR'S DEGREE OR HIGHER **74.5%**

### INCREASE IN EDUCATION ATTAINMENT

BACHELOR'S DEGREE OR HIGHER  
2000 : 67.5%  
2020 : 74.5%



QUESTIONS? RESEARCHCENTER@NASHVILLECHAMBER.COM